


IP/IPX Series Backplane

Supports PCI and ISA slot on one backplane!
For half-size PCISA series single board computers


The advantages of using the PCISA card are numerous:

1. Supports standard PISA version 1.0 slot on the IP/IPX series passive backplane.
2. Compatible with all available PCI/ISA cards. IP/IPX backplane is also integrated with the PCISA series card slot.

Selection Guide

 PAC series wall-mount chassis  4U rack-mount chassis


RoHS Ready



RoHS Ready




RoHS Ready




Model	IP-3S-RS	IP-4S-RS	IP-5SA2-RS
Total Slot	3	4	5
PCI Slot	2	3	4
ISA Slot			
PSU Type	AT	AT	ATX
Chassis	PAC-53GH	N/A	PR-1500G


RoHS Ready




RoHS Ready



RoHS Ready

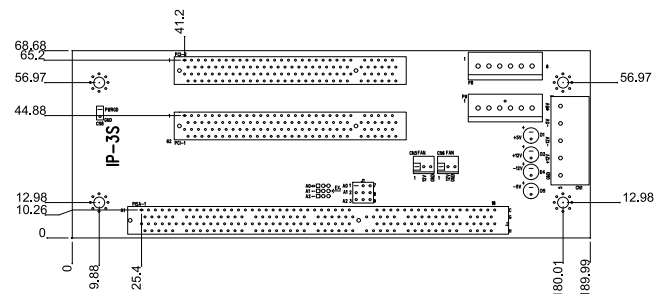



RoHS Ready



Model	IP-6S-RS	IP-6SA-RS	IP-10S-RS	IPX-13S-RS
Total Slot	6	6	10	13
PCI Slot	3	3	4	12
ISA Slot	2	2	5	
PSU Type	AT	ATX	ATX/AT	ATX/AT
Chassis	PAC-1000G	PAC-106G PAC-1000G	PAC-125G	RACK-305G RACK-360G RACK-3000G

IP-3S-RS-R40



Ordering Information

IP-3S-RS-R40	3-slot backplane with two PCI slots
PAC-53GH	3-slot half-size compact chassis

