



Introduction

The ZT-2017 is a wireless 16-bit, 8-channel differential analog input ZigBee module that provides a programmable input range on all analog channels (+/-150 mV, +/-500 mV, +/-1 V, +/-5 V or +/-10 V) . Each analog channel can be configured for an individual input range and has a high 240 Vrms overvoltage protection. Users can easily to configure the module address, protocol, checksum, ZT-PID, ZT-channel and type code settings using a combination of rotary and DIP switches.

System Specifications

Communication Interface	
Wireless Standards	ZigBee 2007 Pro
Transmission Power	11 dBm(FCC Certificated) (Max 19 dBm)
2.4 GHz Antenna	5 dBi Omni directional
Transmission Range (LoS)	700 m (Typical)
Certification	CE/FCC, FCC ID
Max. Slaves in a ZigBee Network	255
ZB-100R/ZB-100T Support	-
Protocols	Supports DCON and Modbus RTU Protocols
Hot Swap	Rotary and DIP switch
LED Indicators	
Power	1 LED, red
ZigBee Communication	1 LED, green
Power	
Power Consumption	1.4 W Max.
Mechanical	
Flammability	Fire Retardant Materials (UL94-V0 Level)
Dimensions (W x L x H)	33 mm x 87 mm x 107 mm
Installation	DIN-Rail
Environment	
Operating Temperature	-25 °C ~ +75 °C
Storage Temperature	-30 °C ~ +80 °C
Relative Humidity	10 ~ 90% RH, Non-condensing

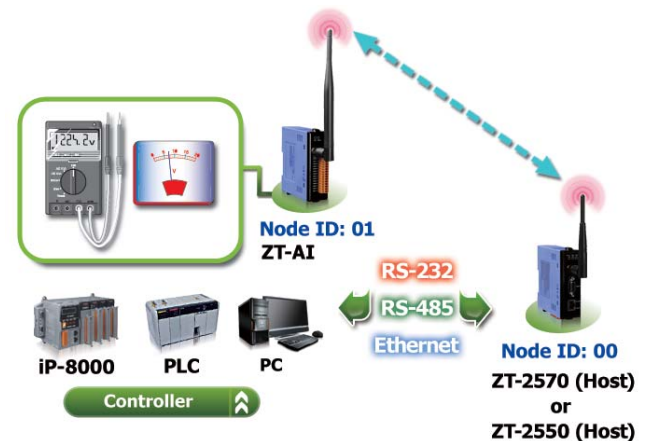
Features

- ISM 2.4 GHz Operating Frequency
- Fully Compliant with 2.4G /ZigBee Specifications
- Wireless Transmission Range up to 700 m
- GUI Configuration Software (Windows Version)
- 8 Differential Analog Input Channels (mV, V)
- Individual Channel Configuration
- Overvoltage Protection up to 240 Vrms
- EFT and ESD Protection
- DIN-Rail Mounting



Applications

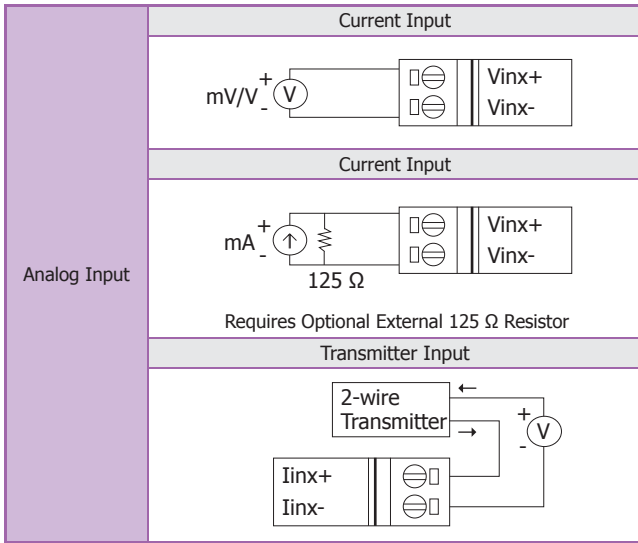
Building Automation, Factory Automation, Machine Automation, Remote Maintenance, Remote Diagnosis, Testing Equipment.



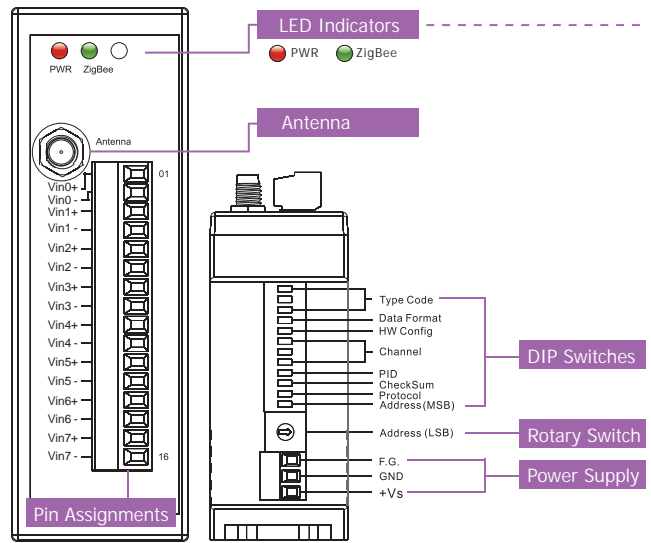
I/O Specifications

Analog Input	
Input Channels	8 Differential
Input Types	+/-10 V, +/-5 V, +/-1V, +/-500 mV, +/-150 mV or -20 mA ~ +20 mA (Requires Optional External 125 Ω Resistor)
Resolution	16-bit
Sampling Rate	16-bit, 10 Samples/Sec. (Total)
Accuracy	+/-0.1% of FSR
-3dB Bandwidth	15.7 Hz
Zero Drift	+/-20 μV/°C
Span Drift	+/-25 ppm/°C
Common Mode Rejection	86 dB
Normal Mode Rejection	100 dB
Input Impedance	>2 MΩ
Overvoltage Protection	240 Vrms
Individual Channel Configuration	Yes
Intra-module Isolation, Field-to-Logic	3000 VDC
ESD Protection	+/-4 kV contact for each channel

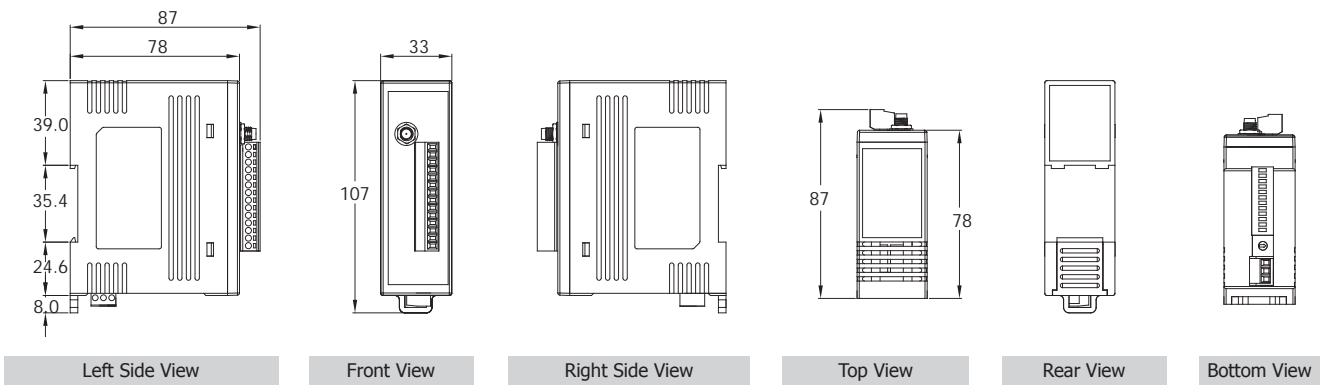
Wiring



Appearance



Dimensions (Units: mm)



Ordering Information

ZT-2017 CR	Wireless 8-channel Analog Input Module with High Voltage Protection (RoHS)(Long Range)
Important Note: Zigbee Data Acquisition modules need a Zigbee host converter to coordinate the data transmission route. Please remember to order a ZT-2550, ZT-2570 ZigBee host converter when you purchase Zigbee Data Acquisition products.	

Accessories

MDR-20-24	24 Vdc/1.0 A, 24 W Power Supply with DIN-Rail Mounting
ZT-2510 CR	ZigBee Repeater (RoHS)
ZT-2550 CR	RS-485/RS-232 to ZigBee Converter (Host)
ZT-2570 CR	Ethernet/RS-485/RS-232 to ZigBee Converter (Host) (RoHS)