


PCI/PX Backplane

Supports PCI and ISA slot on one backplane! For PICMG 1.0 Single Board Computer

The advantages of using the PICMG 1.0 card are numerous:

1. Supports standard PICMG version 1.0 slot on the PCI/PX series passive backplane
2. Compatible with all available PCI/ISA cards. PCI/PX backplane is also integrated with the ROCKY series card slot



Selection Guide

 PAC series wall-mount chassis

 4U/5U rack-mount chassis

 1U/2U rack-mount chassis

RoHS Ready



RoHS Ready



RoHS Ready



RoHS Ready



Model	PCI-5S2A-RS-R40 PCI-5S2-RS-R40	PCI-6S-RS-R40	PCI-7S-RS-R41	PCI-8S-RS-R40
Total Slot	5	6	7	8
PCI Slot	4	4	4	4
ISA Slot	1	2	3	4
PSU Type	ATX/AT	ATX/AT	ATX/AT	ATX/AT
Chassis	N/A	PAC-106G PAC-1000G	PAC-1700G	N/A

RoHS Ready



RoHS Ready



RoHS Ready



RoHS Ready



Model	PCI-10S-RS-R41	PX-10S-RS-R50	PCI-12S-RS-R40	PCI-14S-RS-R40
Total Slot	10	10	12	14
PCI Slot	4	7	4	4
ISA Slot	5	3	7	9
PSU Type	ATX/AT	ATX/AT	ATX/AT	ATX/AT
Chassis	PAC-125G	PAC-125G	RACK-3000G	N/A
Note				

RoHS Ready



RoHS Ready




RoHS Ready



Model	PCI-14S3-RS-R40	PX-14S3-RS-R50	PX-14S5-RS-R50
Total Slot	14	14	14
PCI Slot	4	12	7
ISA Slot	9	2	6
PSU Type	ATX/AT	ATX/AT	ATX/AT
Chassis	RACK-305G RACK-360G RACK-3000G	RACK-305G RACK-360G RACK-3000G	RACK-305G RACK-360G RACK-3000G

RoHS Ready

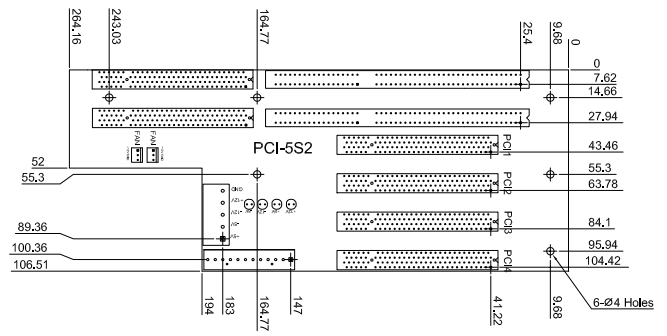



RoHS Ready



Model	PCI-5SD6-RS-R40	PCI-6SD-RS-R40
Total Slot	6	6
PCI Slot	L2+R2	L1+R1
ISA Slot		L1+R1
PSU Type	ATX	ATX
Chassis	RACK-220G	RACK-220G

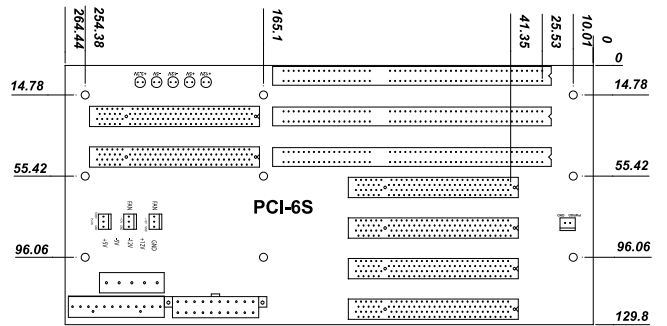

PCI-5S2-RS-R40/PCI-5S2A-RS-R40



Ordering Information

PCI-5S2-RS-R40	5-slot AT power backplane with four PCI slots and one ISA slot
PCI-5S2A-RS-R40	5-slot ATX power backplane with four PCI slots and one ISA slot

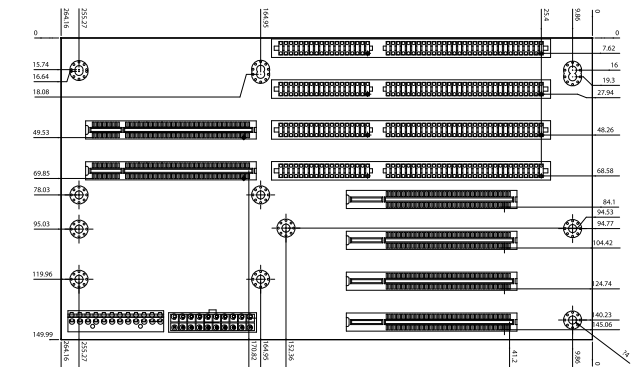

PCI-6S-RS-R40



Ordering Information

PCI-6S-RS-R40	6-slot backplane with four PCI slots and two ISA slots
PAC-106G	6-slot full-size compact chassis
PAC-1000G	6-slot full-size compact chassis

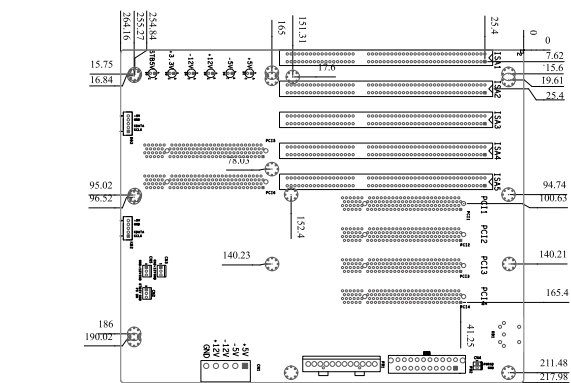

PCI-7S-RS-R41



Ordering Information

PCI-7S-RS-R41	7-slot backplane with four PCI slots and three ISA slots
PAC-1700G	7-slot full-size compact chassis


PCI-8S-RS-R40



Ordering Information

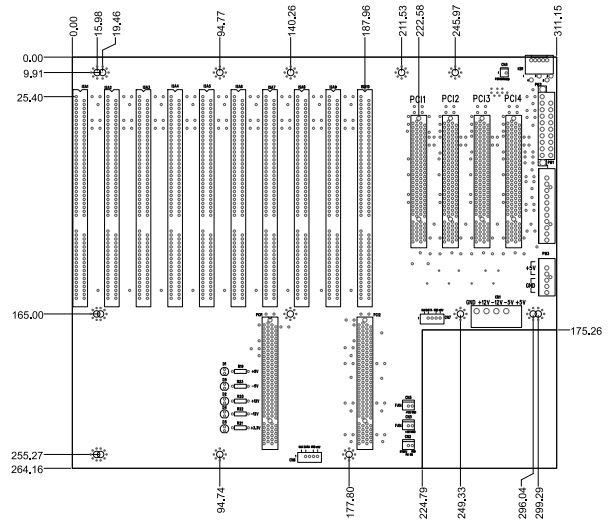
PCI-8S-RS-R40	8-slot backplane with four PCI slots and four ISA slots
---------------	---

PCI-14S3-RS-R40




Ordering Information

PCI-14S3-RS-R40	14-slot backplane with four PCI slots and nine ISA slots
RACK-305G	4U 14-slot full-size rack-mount chassis
RACK-360G	4U 14-slot full-size rack-mount chassis
RACK-3000G	4U 14-slot full-size rack-mount chassis

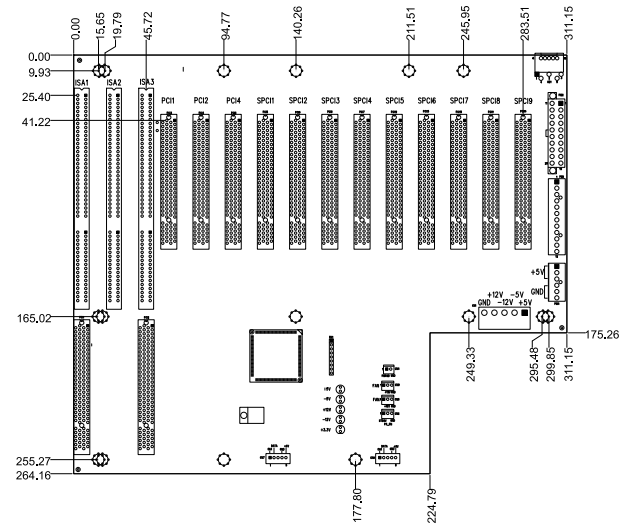


PX-14S3-RS-R50




Ordering Information

PX-14S3-RS-R50	14-slot backplane with twelve PCI slots and two ISA slots
RACK-305G	4U 14-slot full-size rack-mount chassis
RACK-360G	4U 14-slot full-size rack-mount chassis
RACK-3000G	4U 14-slot full-size rack-mount chassis

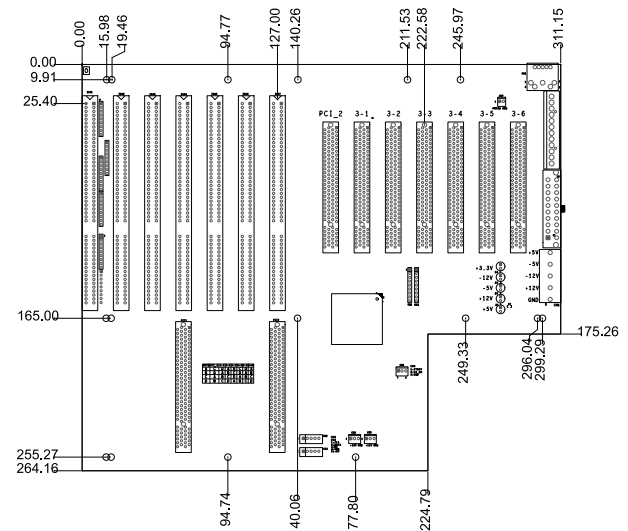


PX-14S5-RS-R50

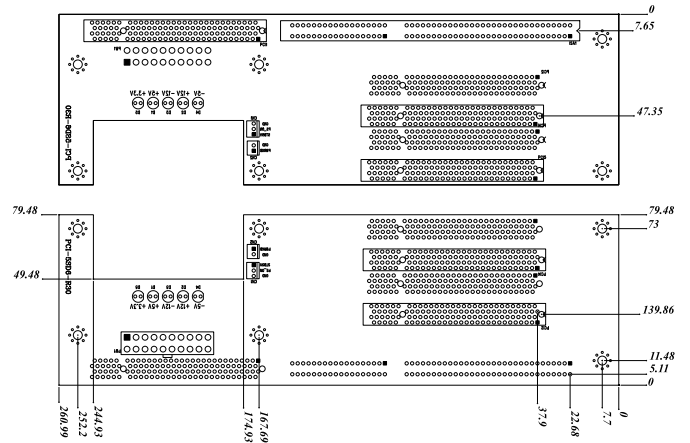



Ordering Information

PX-14S5-RS-R50	14-slot backplane with seven PCI slots and six ISA slots
RACK-305G	4U 14-slot full-size rack-mount chassis
RACK-360G	4U 14-slot full-size rack-mount chassis
RACK-3000G	4U 14-slot full-size rack-mount chassis



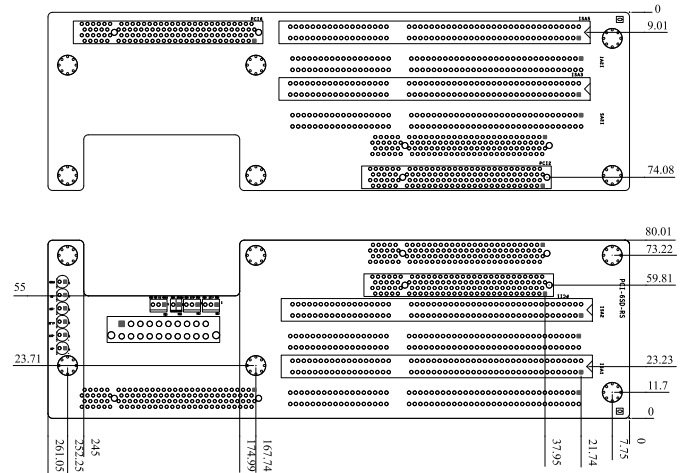

PCI-5SD6-RS-R40 2U Type



Ordering Information

PCI-5SD6-RS-R40	2U chassis backplane with four PCI slots
RACK-220G	2U 6-slot full-size rack-mount chassis

PCI-6SD-RS-R40 2U Type



Ordering Information

PCI-6SD-RS-R40	2U chassis backplane with two PCI slots and two ISA slots
RACK-220G	2U 6-slot full-size rack-mount chassis